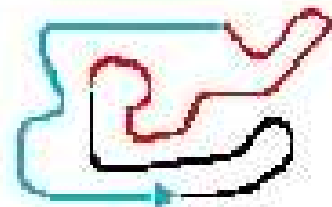




Chp. Ile de France  
Le Mans 25-26 Avril 2015



Document 12.1 OFFICIEL

**KZ2**  
Chp.IDF KZ2  
Pre-Final (PF)  
Résultats

Sous réserve du contrôle technique ou d'incidents d'ordre sportif

Clt	N°	Pilote	Club	Chassis	Meilleur S1	Meilleur S2	Meilleur S3	Meilleur tour	Interv.	Ecart	Pénalité points
1	=	5	BESANCENEZ Paolo	Cormeilles	Tony	17.757	26.007	19.828	1:03.969		
2	▲7	3	POULAIN Antoine	Sens-Paris	Sodi	17.659	25.805	19.748	1:03.412	0.357	0.357
3	▲3	199	FRETE Fabrice	Sens-Paris	C.R.G.	17.901	25.950	19.735	1:03.915	2.027	2.384
4	▼1	22	MAGNIN Charles	Sens-Paris	Tony	18.127	25.935	20.054	1:04.298	0.904	3.288
5	▼1	8	NEUBAUER Thomas	Dourdan	Birel-Art	17.981	26.067	19.933	1:04.270	1.535	4.823
6	▼1	6	BANGUI Naim	Rosny	Kosmic	17.924	26.016	19.979	1:04.275	0.458	5.281
7	▲1	12	SAMON Enzo	ACO Paris	Kosmic	17.944	26.144	19.951	1:04.213	5.193	10.474
8	▲5	9	GUEANT Julien	Angerville	Tony	18.046	26.109	20.138	1:04.373	1.128	11.602
9	▲3	51	HERBLOT Vincent	Brétigny	Zanardi	18.158	26.252	20.012	1:04.591	0.311	11.913
10	▼8	63	MAATOUGUY Adam	Angerville	Alpha	18.092	26.005	20.092	1:04.360	0.903	12.816
11	▲8	65	CARDE Emilien	J.B.H.	Kosmic	18.132	26.198	19.970	1:04.340	0.491	13.307
12	▲12	21	GUERRA Quentin	Cormeilles		18.076	26.057	20.137	1:04.435	0.738	14.045
13	▼2	10	GIMBERT Maxime	J.B.H.	Kosmic	18.134	25.986	20.089	1:04.293	0.591	14.636
14	▲4	27	MOREL Benoit	Sens		18.099	26.226	20.158	1:04.955	5.176	19.812
15	=	2	GASSIN Thibault	Sens-Paris	Birel-Art	18.309	26.372	20.189	1:05.330	0.731	20.543
16	▲10	19	GUERINOT Valentin	Brétigny	Birel-Art	18.314	26.338	20.250	1:04.917	0.556	21.099
17	▲4	33	ROGER Alexis	Rosny	Birel	17.869	26.253	20.193	1:04.613	0.304	21.403
18	▼4	17	BEDFERT Guillaume	Rosny	Birel-Art	18.502	26.140	20.096	1:05.100	2.582	23.985
19	▼3	38	OUSPENSKY Sacha	Angerville		18.322	26.431	20.238	1:05.417	0.429	24.414
20	▲3	11	TOUTAIN Benjamin	Dourdan	Birel-Art	18.390	26.273	20.342	1:05.232	0.340	24.754
21	▼1	1	ROY Maxime	Rosny	Birel-Art	17.894	25.978	19.851	1:03.926	1.528	26.282
22	=	16	DECOUARD Damien	Angerville	Oberon	18.726	26.970	20.561	1:06.570	14.277	40.559
23	▼16	23	BARBOTTE Jérémy	Angerville	Intrepid	18.149	26.240	20.108	1:04.961	3 Tours	3 Tours
24	▼7	15	MOREAU Maxime	Angerville	Oberon	21.693	28.035	21.768	1:11.496	7 Tours	10 Tours

Non classés

	7	DAVAIL Florian	J.B.H.	Tony							Non partant
	14	BRIET Franck	Rosny	Birel-Art							Non partant

Départ : 26/04 - 14:41:28

Météo : Pluie Air : 14°C Piste : Mouillée

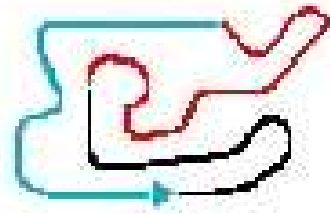
Tête de course : N°5 BESANCENEZ Paolo (1-11)

Meilleur tour : N°3 POULAIN Antoine 1:03.412

Record de l'épreuve : N°5 BESANCENEZ Paolo 51.590



Chp.Ile de France  
Le Mans 25-26 Avril 2015



**KZ2**

**Chp.IDF KZ2**  
**Pre-Final (PF)**  
**Tableau des tours**

Pour information, sans valeur officielle

	1	2	3	4	5	6	7	8	9	10	11	12	13	14	15	16	17	18	19	20	21	22	23	24	25	26
<b>Grille</b>	5	63	22	8	6	199	23	12	3	X	10	51	9	17	2	38	15	27	65	1	33	16	11	21	X	19
<b>Départ</b>	5	22	8	63	199	6	23	3	12	17	51	27	2	1	10	9	15	65	38	16	21	33	19	11		
<b>Tour 1</b> Intervalle	5	22 0.2	8 0.3	199 0.5	6 0.3	3 0.2	51 0.6	23 0.9	1 0.0	63 0.3	9 0.6	12 0.3	10 0.1	21 0.0	2 0.1	38 0.2	19 0.3	65 0.3	33 0.0	27 0.4	11 1.2	X 0.0	16 0.3	17 2.0		
<b>Tour 2</b>	5	22 0.5	8 0.3	199 0.5	3 0.2	6 0.3	51 0.8	63 1.5	9 0.5	12 0.4	21 0.5	10 0.5	2 0.4	65 0.5	38 0.5	19 0.6	27 0.4	33 0.6	11 0.3	16 2.7	17 0.1	23 3.2	1 6.5			
<b>Tour 3</b>	5	22 0.9	8 0.2	199 0.3	3 0.5	6 0.2	51 1.2	63 1.2	9 0.9	12 0.0	21 1.0	10 0.2	2 1.2	65 0.3	38 1.3	19 0.1	27 0.3	33 0.8	11 0.3	17 2.6	16 2.5	23 0.4	1 5.5			
<b>Tour 4</b>	5	22 1.4	199 0.4	8 0.4	3 0.1	6 0.5	51 1.3	63 1.3	12 0.5	9 0.6	21 0.3	10 0.9	2 0.5	65 1.3	38 0.8	19 1.0	27 0.0	33 0.6	11 0.1	17 2.8	23 2.8	16 2.2	1 2.3			
<b>Tour 5</b>	5	22 2.0	199 0.1	3 0.4	8 1.0	6 0.6	51 0.8	12 1.9	63 0.6	9 0.1	21 0.3	10 0.3	2 0.6	65 2.7	38 0.2	19 1.3	27 0.0	33 0.2	11 0.6	17 2.6	23 2.6	16 4.1	1 0.1			
<b>Tour 6</b>	5	199 1.9	22 0.4	3 0.6	8 0.7	6 0.9	51 1.0	12 1.6	9 1.3	63 0.5	10 0.3	65 0.6	21 0.0	2 3.2	19 0.3	27 0.5	38 1.4	33 0.2	11 0.3	17 1.7	23 2.5	1 4.3	16 2.3			
<b>Tour 7</b>	5	199 1.7	22 0.7	3 0.2	8 1.0	6 1.0	51 1.4	12 1.0	9 1.3	63 0.9	10 0.4	65 0.2	21 0.5	2 3.8	27 0.3	19 0.4	38 1.6	33 0.1	11 0.3	17 1.3	23 2.7	1 3.3	16 4.6			
<b>Tour 8</b>	5	199 1.7	3 0.9	22 0.2	8 1.1	6 0.9	51 2.3	12 0.3	9 1.6	63 1.2	65 0.9	21 0.8	10 0.2	27 3.7	2 0.1	19 0.4	33 1.5	38 0.4	11 0.4	17 0.8	X 4.2	1 1.0	16 6.9			
<b>Tour 9</b>	5	3 2.0	199 0.2	22 0.8	8 1.4	6 0.4	51 3.3	12 0.1	9 1.4	63 1.3	65 0.7	21 0.8	10 0.4	27 4.0	2 0.1	19 0.6	33 0.6	38 1.5	17 0.6	11 0.3	1 5.0	16 9.0				
<b>Tour 10</b>	5	3 1.4	199 1.3	22 0.6	8 1.5	6 0.4	12 4.6	51 0.4	9 0.4	63 1.4	65 0.5	21 0.6	10 0.5	27 4.5	2 0.3	19 0.5	33 0.4	38 1.9	17 0.2	11 0.4	1 3.5	16 12.0				
<b>Tour 11</b>	5	3 0.3	199 2.0	22 0.9	8 1.5	6 0.4	12 5.1	9 1.1	51 0.3	63 0.9	65 0.4	21 0.7	10 0.5	27 5.1	2 0.7	19 0.5	33 0.3	38 2.5	17 0.4	11 0.3	1 1.5	16 14.2				



Chp.IDF KZ2

**KZ2** Pre-Final (PF)

Analyse des tours

Pour information, sans valeur officielle

Tours	Secteur 1	Secteur 2	Secteur 3	mps au tour
<b>N°1 ROY Maxime</b>				
1	19.712	26.891	20.558	1:07.161
2	18.283	44.906	20.375	1:23.564
3	18.014	26.061	19.851	1:03.926
4	18.110	26.179	20.159	1:04.448
5	17.894	26.336	20.512	1:04.742
6	18.570	26.307	20.181	1:05.058
7	18.007	26.240	20.219	1:04.466
8	18.005	26.003	20.334	1:04.342
9	18.714	26.315	20.168	1:05.197
10	17.896	25.978	20.194	1:04.068
11	17.971	26.288	20.183	1:04.442

Tours	Secteur 1	Secteur 2	Secteur 3	mps au tour
<b>N°2 GASSIN Thibault</b>				
1	19.718	27.253	21.988	1:08.959
2	19.014	26.849	20.204	1:06.067
3	18.487	26.372	20.729	1:05.588
4	18.619	26.550	20.359	1:05.528
5	18.549	26.616	20.583	1:05.748
6	18.657	26.511	20.468	1:05.636
7	18.543	26.411	20.685	1:05.639
8	18.380	26.533	20.869	1:05.782
9	18.598	26.543	20.189	1:05.330
10	18.309	26.755	20.480	1:05.544
11	18.757	26.746	20.478	1:05.981

Tours	Secteur 1	Secteur 2	Secteur 3	mps au tour
<b>N°3 POULAIN Antoine</b>				
1	19.824	26.364	20.013	1:06.201
2	18.067	26.162	19.810	1:04.039
3	17.984	26.557	19.886	1:04.427
4	17.856	26.681	19.894	1:04.431
5	18.116	26.158	19.838	1:04.112
6	17.924	26.416	20.160	1:04.500
7	17.899	26.330	19.752	1:03.981
8	17.998	26.315	19.827	1:04.140
9	17.846	25.899	19.803	1:03.548
10	17.917	25.805	19.748	1:03.470
11	17.659	25.839	19.914	1:03.412

Tours	Secteur 1	Secteur 2	Secteur 3	mps au tour
<b>N°5 BESANCENEZ Paolo</b>				
1	19.609	26.150	19.919	1:05.678
2	18.145	26.007	20.016	1:04.168
3	17.823	26.374	19.828	1:04.025
4	17.757	26.231	19.986	1:03.974
5	17.922	26.170	19.877	1:03.969
6	17.857	26.157	20.109	1:04.123
7	17.996	26.492	19.845	1:04.333
8	17.890	26.199	20.105	1:04.194
9	17.898	26.318	19.949	1:04.165
10	17.813	26.204	20.061	1:04.078

Tours	Secteur 1	Secteur 2	Secteur 3	mps au tour
11	17.979	26.461	20.041	1:04.481
<b>N°6 BANGUI Naim</b>				
1	19.958	26.372	20.047	1:06.377
2	18.045	26.025	20.627	1:04.697
3	17.997	26.325	19.979	1:04.301
4	17.977	26.539	20.209	1:04.725
5	18.127	26.502	20.613	1:05.242
6	17.979	26.378	20.189	1:04.546
7	17.924	26.405	20.103	1:04.432
8	18.137	26.016	20.122	1:04.275
9	17.935	26.198	20.179	1:04.312
10	17.949	26.247	20.182	1:04.378
11	17.967	26.344	20.046	1:04.357

Tours	Secteur 1	Secteur 2	Secteur 3	mps au tour
<b>N°8 NEUBAUER Thomas</b>				
1	19.721	26.251	19.948	1:05.920
2	18.260	26.187	19.960	1:04.407
3	18.169	26.211	19.962	1:04.342
4	18.488	26.538	20.119	1:05.145
5	18.608	26.404	20.279	1:05.291
6	18.228	26.067	19.975	1:04.270
7	18.252	26.100	19.933	1:04.285
8	18.279	26.096	20.034	1:04.409
9	18.087	26.169	20.583	1:04.839
10	18.006	26.229	20.093	1:04.328
11	17.981	26.191	20.205	1:04.377

Tours	Secteur 1	Secteur 2	Secteur 3	mps au tour
<b>N°9 GUEANT Julien</b>				
1	20.372	26.982	20.690	1:08.044
2	18.142	26.319	20.257	1:04.718
3	18.249	26.109	20.304	1:04.662
4	18.355	26.412	20.471	1:05.238
5	18.053	26.394	20.500	1:04.947
6	18.498	26.227	20.173	1:04.898
7	18.046	26.189	20.138	1:04.373
8	18.116	26.307	20.257	1:04.680
9	18.137	26.546	20.217	1:04.900
10	18.292	26.386	20.298	1:04.976
11	18.290	26.706	20.204	1:05.200

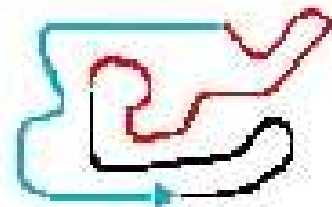
Tours	Secteur 1	Secteur 2	Secteur 3	mps au tour
<b>N°10 GIMBERT Maxime</b>				
1	20.665	26.914	21.048	1:08.627
2	19.012	26.356	20.447	1:05.815
3	18.326	25.986	20.089	1:04.401
4	18.574	26.001	20.613	1:05.188
5	18.134	26.019	20.140	1:04.293
6	18.491	26.298	20.285	1:05.074
7	18.380	26.276	20.238	1:04.894
8	18.286	27.323	21.040	1:06.649
9	18.276	26.476	20.256	1:05.008

Tours	Secteur 1	Secteur 2	Secteur 3	mps au tour
10	18.276	26.169	20.388	1:04.833
11	18.248	26.297	20.415	1:04.960
<b>N°11 TOUTAIN Benjamin</b>				
1	21.788	27.147	21.368	1:10.303
2	18.450	27.204	20.800	1:06.454
3	18.559	26.273	20.681	1:05.513
4	18.583	26.307	20.342	1:05.232
5	18.657	26.446	20.464	1:05.567
6	18.714	26.704	20.563	1:05.981
7	18.854	26.455	20.350	1:05.659
8	18.487	26.690	20.452	1:05.629
9	18.390	26.550	21.379	1:06.319
10	18.597	26.508	20.376	1:05.481
11	18.444	26.539	21.524	1:06.507

Tours	Secteur 1	Secteur 2	Secteur 3	mps au tour
<b>N°12 SAMON Enzo</b>				
1	20.752	26.801	21.422	1:08.975
2	18.183	26.435	20.228	1:04.846
3	18.118	26.144	19.951	1:04.213
4	18.009	26.318	20.171	1:04.498
5	18.255	26.257	20.334	1:04.846
6	17.955	26.330	20.065	1:04.350
7	17.944	26.318	20.066	1:04.328
8	18.052	26.411	19.979	1:04.442
9	18.151	26.711	20.250	1:05.112
10	18.537	26.471	20.511	1:05.519
11	18.258	26.459	20.224	1:04.941

Tours	Secteur 1	Secteur 2	Secteur 3	mps au tour
<b>N°15 MOREAU Maxime</b>				
1	21.693	28.035	21.768	1:11.496
<b>N°16 DECOUARD Damien</b>				
1	22.114	28.296	20.913	1:11.323
2	19.400	28.188	21.187	1:08.775
3	19.650	27.543	20.737	1:07.930
4	19.625	27.632	20.769	1:08.026
5	19.098	27.148	20.726	1:06.972
6	19.685	27.258	20.665	1:07.608
7	18.726	27.194	20.825	1:06.745
8	18.860	27.149	20.561	1:06.570
9	19.022	27.552	20.799	1:07.373
10	19.017	27.248	20.769	1:07.034
11	18.948	26.970	20.753	1:06.671

Tours	Secteur 1	Secteur 2	Secteur 3	mps au tour
<b>N°17 BEDFERT Guillaume</b>				
1	27.786	26.389	20.294	1:14.469
2	18.976	27.259	20.603	1:06.838
3	18.656	26.430	20.202	1:05.288
4	18.957	26.378	20.096	1:05.431
5	18.568	26.218	20.518	1:05.304



Chp.IDF KZ2

**KZ2** Pre-Final (PF)

Analyse des tours

Pour information, sans valeur officielle

Tours	Secteur 1	Secteur 2	Secteur 3	emps au tour
6	18.702	26.288	20.110	<b>1:05.100</b>
7	<b>18.506</b>	26.433	20.326	1:05.265
8	<b>18.502</b>	26.370	20.269	1:05.141
9	18.510	<b>26.140</b>	20.526	1:05.176
10	18.503	26.438	20.353	1:05.294
11	18.515	26.601	21.110	1:06.226

**N°19 GUERINOT Valentin**

1	<b>20.859</b>	<b>26.925</b>	<b>20.881</b>	<b>1:08.665</b>
2	<b>18.744</b>	28.099	<b>20.326</b>	<b>1:07.169</b>
3	<b>18.322</b>	<b>26.551</b>	20.495	<b>1:05.368</b>
4	<b>18.317</b>	<b>26.350</b>	<b>20.250</b>	<b>1:04.917</b>
5	<b>18.314</b>	26.416	20.359	1:05.089
6	18.680	26.718	20.380	1:05.778
7	18.634	26.613	20.825	1:06.072
8	18.346	26.663	20.394	1:05.403
9	18.655	<b>26.338</b>	20.522	1:05.515
10	18.388	26.704	20.416	1:05.508
11	18.508	26.881	20.581	1:05.970

**N°21 GUERRA Quentin**

1	<b>20.597</b>	<b>26.596</b>	<b>20.821</b>	<b>1:08.014</b>
2	<b>18.735</b>	<b>26.375</b>	<b>20.137</b>	<b>1:05.247</b>
3	<b>18.106</b>	<b>26.372</b>	20.213	<b>1:04.691</b>
4	18.216	<b>26.057</b>	20.162	<b>1:04.435</b>
5	18.283	26.326	20.346	1:04.955
6	18.461	27.050	20.582	1:06.093
7	18.288	26.566	20.215	1:05.069
8	18.194	26.760	20.536	1:05.490
9	<b>18.076</b>	26.457	20.279	1:04.812
10	18.172	26.335	20.310	1:04.817
11	18.212	26.210	20.452	1:04.874

**N°22 MAGNIN Charles**

1	<b>19.521</b>	<b>26.019</b>	<b>20.054</b>	<b>1:05.594</b>
2	<b>18.168</b>	26.129	20.178	<b>1:04.475</b>
3	<b>18.132</b>	26.183	20.097	<b>1:04.412</b>
4	18.156	<b>25.967</b>	20.348	1:04.471
5	18.268	<b>25.959</b>	20.309	1:04.536
6	18.351	26.121	20.057	1:04.529
7	18.179	25.999	20.177	<b>1:04.355</b>
8	<b>18.127</b>	25.966	20.537	1:04.630
9	18.165	26.112	20.207	1:04.484
10	18.271	<b>25.935</b>	20.092	<b>1:04.298</b>
11	18.173	25.974	20.208	1:04.355

**N°23 BARBOTTE Jérémy**

1	<b>20.331</b>	<b>26.984</b>	<b>20.765</b>	<b>1:08.080</b>
2	<b>18.149</b>	38.533	<b>20.417</b>	1:17.099
3	18.409	<b>26.240</b>	<b>20.312</b>	<b>1:04.961</b>
4	18.873	26.348	<b>20.108</b>	1:05.329

Tours	Secteur 1	Secteur 2	Secteur 3	emps au tour
5	18.350	26.452	20.262	1:05.064
6	18.397	26.334	20.335	1:05.066
7	18.513	26.683	20.241	1:05.437
8	18.811	26.952	20.855	1:06.618

**N°27 MOREL Benoit**

1	<b>22.386</b>	<b>27.684</b>	<b>20.315</b>	<b>1:10.385</b>
2	<b>18.645</b>	27.979	<b>20.158</b>	<b>1:06.782</b>
3	<b>18.099</b>	<b>26.663</b>	20.558	<b>1:05.320</b>
4	18.269	<b>26.599</b>	20.754	1:05.622
5	18.502	<b>26.480</b>	20.384	1:05.366
6	18.376	<b>26.226</b>	20.353	<b>1:04.955</b>
7	18.400	26.465	20.249	1:05.114
8	18.297	26.413	20.559	1:05.269
9	18.430	26.545	20.336	1:05.311
10	18.349	26.595	20.446	1:05.390
11	18.479	26.571	20.509	1:05.559

**N°33 ROGER Alexis**

1	<b>21.229</b>	<b>27.569</b>	<b>20.294</b>	<b>1:09.092</b>
2	<b>19.021</b>	27.884	20.935	<b>1:07.840</b>
3	<b>18.160</b>	<b>26.523</b>	20.843	<b>1:05.526</b>
4	18.341	26.541	20.530	<b>1:05.412</b>
5	18.281	<b>26.408</b>	20.322	<b>1:05.011</b>
6	19.115	26.677	20.582	1:06.374
7	18.354	26.760	20.549	1:05.663
8	<b>17.869</b>	<b>26.384</b>	20.853	1:05.106
9	18.167	<b>26.253</b>	<b>20.193</b>	<b>1:04.613</b>
10	18.126	26.764	20.467	1:05.357
11	18.212	27.058	20.540	1:05.810

**N°38 OUSPENSKY Sacha**

1	<b>21.012</b>	<b>26.918</b>	<b>20.736</b>	<b>1:08.666</b>
2	<b>18.923</b>	27.164	20.815	<b>1:06.902</b>
3	<b>18.520</b>	<b>26.721</b>	<b>20.619</b>	<b>1:05.860</b>
4	18.686	<b>26.542</b>	20.822	1:06.050
5	<b>18.438</b>	<b>26.431</b>	<b>20.548</b>	<b>1:05.417</b>
6	19.170	26.480	20.764	1:06.414
7	<b>18.401</b>	26.592	20.808	1:05.801
8	18.503	26.897	<b>20.238</b>	1:05.638
9	18.519	26.531	20.685	1:05.735
10	<b>18.350</b>	26.537	20.872	1:05.759
11	<b>18.322</b>	26.734	21.825	1:06.881

**N°51 HERBLOT Vincent**

1	<b>19.778</b>	<b>26.566</b>	<b>20.174</b>	<b>1:06.518</b>
2	<b>18.158</b>	<b>26.408</b>	<b>20.025</b>	<b>1:04.591</b>
3	18.240	<b>26.399</b>	<b>20.012</b>	1:04.651
4	18.249	<b>26.252</b>	20.348	1:04.849
5	18.395	26.335	20.079	1:04.809
6	18.239	26.268	20.148	1:04.655

Tours	Secteur 1	Secteur 2	Secteur 3	emps au tour
7	18.211	26.302	20.335	1:04.848
8	18.241	26.697	20.221	1:05.159
9	18.335	26.454	20.529	1:05.318
10	18.979	26.476	20.627	1:06.082
11	18.454	27.169	20.353	1:05.976

**N°63 MAATOUGUY Adam**

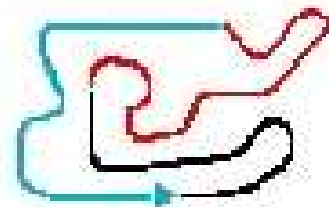
1	<b>21.412</b>	<b>26.942</b>	<b>20.542</b>	<b>1:08.896</b>
2	<b>18.187</b>	<b>26.467</b>	<b>20.092</b>	<b>1:04.746</b>
3	18.224	<b>26.005</b>	20.131	<b>1:04.360</b>
4	18.252	26.195	20.470	1:04.917
5	18.402	26.320	21.283	1:06.005
6	18.848	26.488	20.243	1:05.579
7	18.255	26.191	20.311	1:04.757
8	18.190	26.357	20.467	1:05.014
9	18.299	26.356	20.394	1:05.049
10	18.267	26.534	20.287	1:05.088
11	<b>18.092</b>	26.388	20.437	1:04.917

**N°65 CARDE Emilien**

1	<b>21.787</b>	<b>27.567</b>	<b>20.113</b>	<b>1:09.467</b>
2	<b>18.634</b>	<b>27.052</b>	<b>19.970</b>	<b>1:05.656</b>
3	<b>18.209</b>	<b>26.335</b>	20.150	<b>1:04.694</b>
4	18.259	<b>26.270</b>	20.015	<b>1:04.544</b>
5	<b>18.138</b>	<b>26.198</b>	20.004	<b>1:04.340</b>
6	18.230	26.636	20.202	1:05.068
7	18.138	26.446	19.973	1:04.557
8	18.187	26.900	20.157	1:05.244
9	<b>18.132</b>	26.540	20.121	1:04.793
10	18.137	26.613	20.228	1:04.978
11	18.245	26.421	20.151	1:04.817

**N°199 FRETE Fabrice**

1	<b>19.667</b>	<b>26.454</b>	<b>19.942</b>	<b>1:06.063</b>
2	<b>17.953</b>	<b>26.281</b>	20.180	<b>1:04.414</b>
3	<b>17.912</b>	26.350	<b>19.911</b>	<b>1:04.173</b>
4	18.045	26.408	<b>19.859</b>	1:04.312
5	17.957	<b>26.198</b>	20.128	1:04.283
6	18.026	<b>25.950</b>	19.939	<b>1:03.915</b>
7	17.962	26.350	<b>19.735</b>	1:04.047
8	18.049	26.271	19.885	1:04.205
9	17.951	26.354	20.464	1:04.769
10	18.164	26.347	20.033	1:04.544
11	<b>17.901</b>	26.232	19.939	1:04.072



**KZ2**

**Chp.IDF KZ2**  
**Pre-Final (PF)**  
**Grille de départ**

Sous réserve du contrôle technique ou d'incidents d'ordre sportif

19 GUERINOT Valentin	13	14 BRIET Franck
21 GUERRA Quentin	12	11 TOUTAIN Benjamin
16 DECOUARD Damien	11	33 ROGER Alexis
1 ROY Maxime	10	65 CARDE Emilien
27 MOREL Benoit	9	15 MOREAU Maxime
38 OUSPENSKY Sacha	8	2 GASSIN Thibault
17 BEDFERT Guillaume	7	9 GUEANT Julien
51 HERBLOT Vincent	6	10 GIMBERT Maxime
7 DAVAIL Florian	5	3 POULAIN Antoine
12 SAMON Enzo	4	23 BARBOTTE Jérémy
199 FRETE Fabrice	3	6 BANGUI Naim
8 NEUBAUER Thomas	2	22 MAGNIN Charles
63 MAATOUGUY Adam	1	5 BESANCENEZ Paolo

POLE POSITION

